



MONROE COUNTY
COMMUNITY COLLEGE

enriching lives



STUDENT PROFILE DATA

FALL 2017

Table of Contents

| | |
|---------------------------------------------------------|------|
| Summary | 1 |
| Enrollment Demographics and Status | 2-3 |
| 2016/2017 Fall Term Comparisons | 4 |
| Monroe County High School Graduates attending MCCC | 5 |
| Enrollment by City | 6 |
| Enrollment, College Transfer Programs | 7 |
| Enrollment, Career Programs | 8-12 |
| Applied Science and Engineering Technology Division | 8 |
| Business Division | 9 |
| Health Science Division | 10 |
| Humanities/Social Sciences Division | 11 |
| Science/Mathematics Division | 12 |
| Enrollment, College Transfer/Career Grand Totals | 13 |
| 10 Year Enrollment Comparison: Total, Non-DUAL and DUAL | 14 |

Summary

For the past two years MCCC enrollment is best described as stable. The Fall 2017 enrollment total of 3,122 is only 22 students fewer when compared to Fall 2106.

The high school student population enrolled at MCCC under the Dual Enrollment program continues to rise. With a total of 711 on campus this fall, this extremely popular program now represents 23% of total headcount. The demographic profile of the institution is impacted by the increased number of enrolled high school aged students. Their younger age pushes the average age lower. The vast majority attend MCCC part-time pushing the part-time numbers higher.

There are a fair number of positives in the 2017 profile summarized in the following statistics of note:

Dual Enrollment +134

Part-time Student Enrollment +80

Under 21 Age Group Enrollment +57

Continuously Enrolled (Retained) Students +40

Female Student Enrollment +29

41-50 Age Group Enrollment +11

*FTIAC Enrollment +10

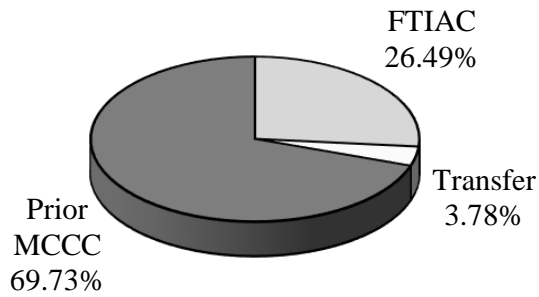
In-District Enrollment +4

Monroe County High School Grad Class Enrollment +2%

*FTIAC=First Time In Any College

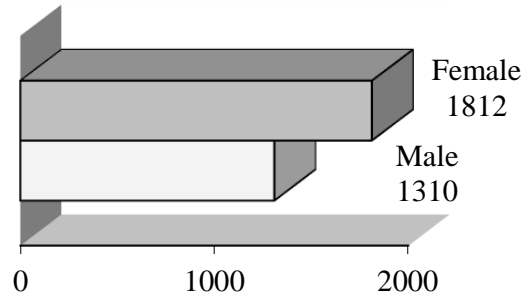
Monroe County Community College Fall 2017 Student Profile

Enrollment 3122

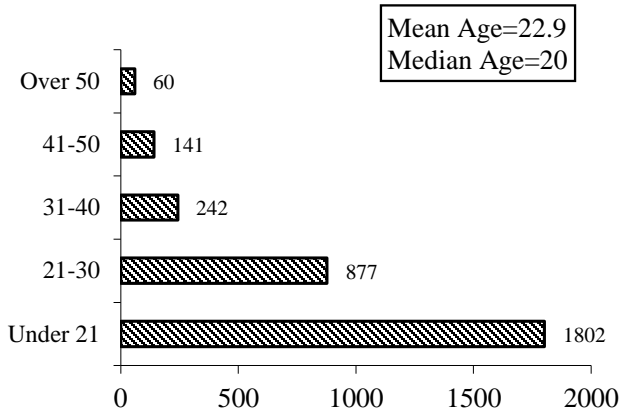


FTIAC=First Time In Any College

Gender



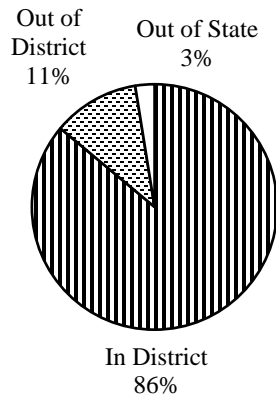
Age



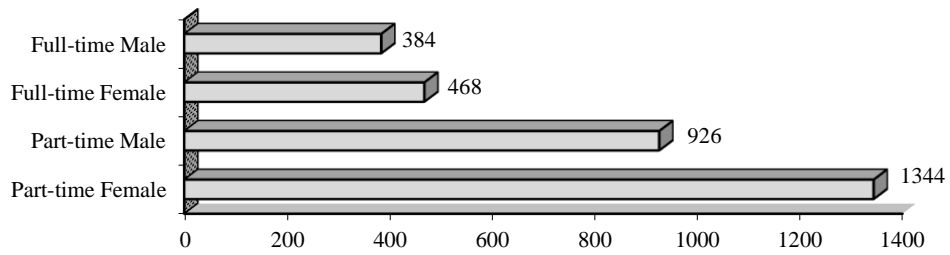
Ethnicity

| Ethnicity | Count | Percentage |
|-----------------------------|-------------|------------|
| White | 2681 | 85.9% |
| Black or African American | 98 | 3.1% |
| Hispanic | 83 | 2.7% |
| Asian | 18 | 0.6% |
| American Indian/Alaska Nat. | 13 | 0.4% |
| International | 4 | 0.13% |
| Hawaiian/Pacific Islander | 0 | 0.00% |
| Two or More Races | 17 | 0.54% |
| Not Reported | 208 | 6.7% |
| Total | 3122 | |

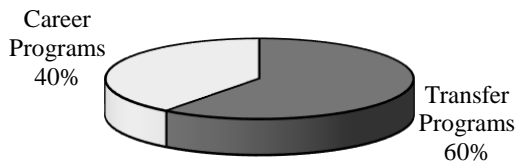
District Status



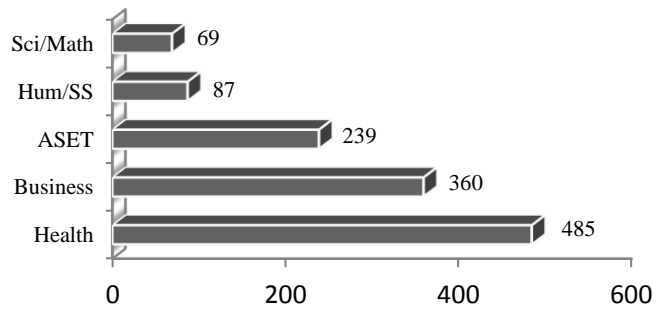
Gender and Status



Transfer & Career Programs



Career Program Division Totals



**Monroe County Community College
Fall Term Student Profile Comparison
2016/2017**

| | Fall 2016 | Fall 2017 | +/- 2016 |
|-------------------------------------------|------------------|------------------|-----------------|
| <u>Enrollment by Key Group</u> | | | |
| *FTIAC | 817 | 827 | 10 |
| Transfer | 138 | 118 | -20 |
| Current | 1821 | 1861 | 40 |
| Re-enrolling | 368 | 316 | -52 |
| Total | 3144 | 3122 | -22 |
| <u>Enrollment by Credit Status</u> | | | |
| Part-time | 2190 | 2270 | 80 |
| Full-time | 954 | 852 | -102 |
| <u>Gender</u> | | | |
| Female | 1783 | 1812 | 29 |
| Male | 1361 | 1310 | -51 |
| <u>Gender and Credit Status</u> | | | |
| Part-time Female | 1262 | 1344 | 82 |
| Full-time Female | 521 | 468 | -53 |
| Part-time Male | 928 | 926 | -2 |
| Full-time Male | 433 | 384 | -49 |
| <u>Age</u> | | | |
| Under 21 | 1745 | 1802 | 57 |
| 21-30 | 949 | 877 | -72 |
| 31-40 | 260 | 242 | -18 |
| 41-50 | 130 | 141 | 11 |
| Over 50 | 60 | 60 | 0 |
| <u>District Status</u> | | | |
| In District | 2683 | 2687 | 4 |
| Out of District | 371 | 356 | -15 |
| Out of State | 90 | 79 | -11 |

*FTIAC=First Time In Any College

**Enrollment By Monroe County High School Graduates
Fall 2017**

| High School | Total 2017 Graduating Class | 2017 Grads Enrolled at MCCC | % of Class Enrolled at MCCC |
|---------------------------|----------------------------------------|----------------------------------------|----------------------------------------|
| Airport | 158 | 39 | 25% |
| Bedford | 368 | 55 | 15% |
| Dundee | 99 | 22 | 22% |
| Ida | 108 | 29 | 27% |
| Jefferson | 133 | 47 | 35% |
| Mason | 84 | 17 | 20% |
| Monroe | 349 | 102 | 29% |
| St. Mary Catholic Central | 91 | 12 | 13% |
| Summerfield | 56 | 18 | 32% |
| Whiteford | 57 | 7 | 12% |
| Total | 1503 | 348 | 23% |

| Fall 2017 | | | |
|-----------------------------------|--------------|---------------------|--------------|
| <i>Cities with Enrollment 10+</i> | | | |
| Alpha Sort | | Numeric Sort | |
| City | Total | City | Total |
| Belleville | 10 | Monroe | 1146 |
| Britton | 12 | Temperance | 266 |
| Brownstown | 40 | Newport | 261 |
| Carleton | 135 | Dundee | 158 |
| Deerfield | 11 | Carleton | 135 |
| Dundee | 158 | Petersburg | 122 |
| Erie | 90 | Lambertville | 112 |
| Flat Rock | 49 | Ida | 106 |
| Gibraltar | 13 | Erie | 90 |
| Grosse Ile | 15 | La Salle | 80 |
| Ida | 106 | Ottawa Lake | 69 |
| La Salle | 80 | Toledo | 60 |
| Lambertville | 112 | Flat Rock | 49 |
| Luna Pier | 25 | Maybee | 43 |
| Maybee | 43 | South Rockwood | 42 |
| Milan | 24 | Brownstown | 40 |
| Monroe | 1146 | Trenton | 38 |
| New Boston | 17 | Rockwood | 30 |
| Newport | 261 | Luna Pier | 25 |
| Ottawa Lake | 69 | Milan | 24 |
| Petersburg | 122 | Woodhaven | 21 |
| Rockwood | 30 | New Boston | 17 |
| South Rockwood | 42 | Grosse Ile | 15 |
| Tecumseh | 10 | Gibraltar | 13 |
| Temperance | 266 | Britton | 12 |
| Toledo | 60 | Deerfield | 11 |
| Trenton | 38 | Belleville | 10 |
| Woodhaven | 21 | Tecumseh | 10 |

| Transfer Programs, Fall 2017 | | | | | | | | | | | |
|-------------------------------------|------------------|-------------|--------------|------------------|-------------|--------------|---------------|--|--|--|--|
| Program Name | Full-time | | | Part-time | | | Totals | | | | |
| | Female | Male | Total | Female | Male | Total | | | | | |
| Associate of Arts | 1 | 2 | 3 | 2 | | 2 | 5 | | | | |
| Associate of Science | 149 | 112 | 261 | 169 | 116 | 285 | 546 | | | | |
| Dual Enrollment | 18 | 15 | 33 | 410 | 268 | 678 | 711 | | | | |
| Guest Enrollment | | 1 | 1 | 9 | 4 | 13 | 14 | | | | |
| Liberal Arts | 75 | 64 | 139 | 160 | 162 | 322 | 461 | | | | |
| Post Graduate Enrollment | 3 | 2 | 5 | 33 | 34 | 67 | 72 | | | | |
| Pre Allied Health | | | | 2 | | 2 | 2 | | | | |
| Pre Architecture | 1 | | 1 | | | | 1 | | | | |
| Pre Biology | | | | 1 | 1 | 2 | 2 | | | | |
| Pre Business Administration | | | | 1 | 1 | 2 | 2 | | | | |
| Pre Communications | | | | | 2 | 2 | 2 | | | | |
| Pre Dentistry | 3 | | 3 | 2 | | 2 | 5 | | | | |
| Pre Elementary Education | | | | 5 | | 5 | 5 | | | | |
| Pre Engineering | | 4 | 4 | | 9 | 9 | 13 | | | | |
| Pre English Language Literature | | | | | 1 | 1 | 1 | | | | |
| Pre Journalism | | | | 1 | | 1 | 1 | | | | |
| Pre Mathematics | | | | 1 | | 1 | 1 | | | | |
| Pre Medicine | 2 | | 2 | 2 | 3 | 5 | 7 | | | | |
| Pre Mortuary Science | | 1 | 1 | | | | 1 | | | | |
| Pre Physical Therapy | 1 | | 1 | 2 | | 2 | 3 | | | | |
| Pre Psychology | 2 | | 2 | 2 | 4 | 6 | 8 | | | | |
| Pre Secondary Education | | | | | 1 | 1 | 1 | | | | |
| Pre Social Work | 2 | | 2 | 5 | | 5 | 7 | | | | |
| Pre Special Education | 2 | | 2 | | | | 2 | | | | |
| Pre Veterinary Medicine | 3 | | 3 | 1 | | 1 | 4 | | | | |
| Undecided | | | | 3 | 2 | 5 | 5 | | | | |
| Grand Total | 262 | 201 | 463 | 811 | 608 | 1419 | 1882 | | | | |

| Applied Science and Engineering Technology Division, Fall 2017 | | Full-time | | | Part-time | | | Totals |
|---------------------------------------------------------------------------|----------|------------------|-------------|--------------|------------------|-------------|--------------|---------------|
| | | Female | Male | Total | Female | Male | Total | |
| Program Name | | | | | | | | |
| Associate of Applied Science | 1 | 3 | 4 | 5 | 7 | 12 | 16 | |
| Automotive Engineering Technology | | 5 | 5 | | 4 | 4 | 9 | |
| Automotive Engineering Technology Certificate | | | | | 1 | 1 | 1 | |
| Automotive Service Technology | | | | 1 | 4 | 5 | 5 | |
| Construction Management Technology | | 7 | 7 | 3 | 8 | 11 | 18 | |
| Electrical Engineering Technology | 1 | 7 | 8 | 1 | 9 | 10 | 18 | |
| Electronics and Computer Technology | | 1 | 1 | | 5 | 5 | 6 | |
| General Technology | | 1 | 1 | 3 | 15 | 18 | 19 | |
| Heavy and Industrial Construction Certificate | | 1 | 1 | | | | 1 | |
| Industrial Electricity/Electronics Tech | | | | | 1 | 2 | 2 | |
| Manufacturing Technology | | | | | 3 | 3 | 3 | |
| Mechanical Design Technology | 1 | 6 | 7 | 1 | 14 | 15 | 22 | |
| Mechanical Design Technology Certificate | 1 | | 1 | 1 | | 1 | 2 | |
| Mechanical Engineering Technology | | 9 | 9 | 3 | 18 | 21 | 30 | |
| Metrology and Quality Technology | | | | | 1 | 1 | 1 | |
| Metrology Technology | | | | | 1 | 1 | 1 | |
| Non Destructive Testing Certificate | | | | | 1 | 1 | 1 | |
| Nuclear Engineering Technology | | 3 | 3 | 3 | 5 | 8 | 11 | |
| Prod & Proc Tech: CNC Certificate | | 1 | 1 | | 4 | 4 | 5 | |
| Product and Process Technology | | | | | 4 | 4 | 4 | |
| Quality Systems Technology | | | | 3 | 2 | 5 | 5 | |
| Quality Systems Technology Certificate | | | | | 1 | 1 | 1 | |
| Welding Grant CBJT | | | | | 1 | 1 | 1 | |
| Welding Technology | 3 | 15 | 18 | 2 | 30 | 32 | 50 | |
| Welding Technology: Basic Certificate | | 3 | 3 | | 3 | 3 | 6 | |
| Wind Turbine Technician Certificate | | | | | 1 | 1 | 1 | |
| Grand Total | 7 | 62 | 69 | 27 | 143 | 170 | 239 | |

| Business Division, Fall 2017 | | | | | | |
|-----------------------------------------------|------------------|-------------|--------------|------------------|-------------|--------------|
| Program Name | Full-time | | | Part-time | | |
| | Female | Male | Total | Female | Male | Total |
| Accounting | 8 | 2 | 10 | 17 | 7 | 24 |
| Accounting Certificate | | | | | 1 | 1 |
| Administrative Assistant- Administrative (AC) | | | | 1 | | 1 |
| Administrative Office Assistant Certificate | | | | 1 | | 1 |
| Administrative Office Specialist Certificate | | | | 1 | | 1 |
| Administrative Professional-Administrative | 3 | 1 | 4 | 10 | 1 | 11 |
| Application Software Specialist | | | | 1 | | 1 |
| Application Software Specialist Certificate | | | | | 1 | 1 |
| Business Management | 29 | 41 | 70 | 53 | 41 | 94 |
| CIS: Accounting/CIS | | | | 2 | | 2 |
| CIS: App Development | | 2 | 2 | 1 | | 1 |
| CIS: Computer Programming | | 1 | 1 | 2 | 3 | 5 |
| CIS: Computer Science | 4 | 9 | 13 | 3 | 13 | 16 |
| CIS: Cybersecurity and Information Assurance | | 8 | 8 | 2 | 4 | 6 |
| CIS: PC Support Technician | 1 | 3 | 4 | | 6 | 6 |
| CIS: System Administration Specialist | | 1 | 1 | 2 | 5 | 7 |
| CIS: System Administration Specialist Cert | | | | | 1 | 1 |
| CIS: Web Design | | | | | 1 | 1 |
| Culinary Skills and Management | 8 | 8 | 16 | 2 | 7 | 9 |
| Graphic Design - Digital Media | 3 | 4 | 7 | 5 | 9 | 14 |
| Graphic Design - Digital Media Certificate | | 1 | 1 | 2 | | 2 |
| Graphic Design - Illustration | 4 | | 4 | 2 | 2 | 4 |
| Graphic Design - Illustration Certificate | | | | 1 | | 1 |
| Graphic Design-Web Design | | | | 1 | 2 | 3 |
| Pre-Culinary Skills and Management | 2 | 1 | 3 | 2 | 1 | 3 |
| Grand Total | 62 | 82 | 144 | 111 | 105 | 216 |
| | | | | | | 360 |

| <i>Health Sciences Division, Fall 2017</i> | | Full-time | | | Part-time | | |
|--------------------------------------------|------------|-----------|------------|------------|-----------|------------|------------|
| Program Name | Female | Male | Total | Female | Male | Total | Totals |
| Nursing | 17 | 4 | 21 | 111 | 16 | 127 | 148 |
| Phlebotomy Technician Certificate | | | | 1 | | 1 | 1 |
| Practical Nursing Certificate | 9 | 1 | 10 | 1 | | 1 | 11 |
| Pre Nursing | 51 | 8 | 59 | 151 | 17 | 168 | 227 |
| Pre Nursing Bridge LPN to RN | | | | 14 | 1 | 15 | 15 |
| Pre Practical Nursing | | | | 12 | 2 | 14 | 14 |
| Pre Respiratory Therapy | 2 | 1 | 3 | 13 | 2 | 15 | 18 |
| Respiratory Therapy | 22 | 5 | 27 | 19 | 5 | 24 | 51 |
| Grand Total | 101 | 19 | 120 | 322 | 43 | 365 | 485 |

| Humanities/Social Sciences Division, Fall 2017 | | Full-time | | | Part-time | | | |
|-------------------------------------------------------|---------------|------------------|--------------|---------------|------------------|--------------|---------------|--|
| Program Name | Female | Male | Total | Female | Male | Total | Totals | |
| Associate of Fine Arts | 1 | 1 | 2 | 6 | 2 | 8 | 10 | |
| Criminal Justice | 12 | 16 | 28 | 16 | 20 | 36 | 64 | |
| Law Enforcement | | | | 1 | 1 | 2 | 2 | |
| *Teacher Paraprofessional | 2 | | 2 | 6 | 3 | 9 | 11 | |
| Grand Total | 15 | 17 | 32 | 29 | 26 | 55 | 87 | |

* Teacher Paraprofessional is a joint program between Humanities/Social Sciences and Science/Mathematics

| Science Mathematics Division, Fall 2017 | | | | | | | | | |
|------------------------------------------------|------------------|-------------|--------------|------------------|-------------|--------------|---------------|--|--|
| Program Name | Full-time | | | Part-time | | | Totals | | |
| | Female | Male | Total | Female | Male | Total | | | |
| Agriculture | | 1 | 1 | | | | 1 | | |
| Chemistry | | | | 1 | | 1 | 1 | | |
| Early Childhood Development | 20 | 2 | 22 | 41 | 1 | 42 | 64 | | |
| Early Childhood Development Certificate | 1 | | 1 | 2 | | 2 | 3 | | |
| Grand Total | 21 | 3 | 24 | 44 | 1 | 45 | 69 | | |

| Career/Transfer Totals, Fall 2017 | Full-time | | | Part-time | | |
|------------------------------------------|------------------|-------------|--------------|------------------|-------------|--------------|
| | Female | Male | Total | Female | Male | Total |
| | | | | | | |
| Career Programs | 206 | 183 | 389 | 533 | 318 | 851 |
| Transfer Programs | 262 | 201 | 463 | 811 | 608 | 1419 |
| Grand Total | 468 | 384 | 852 | 1344 | 926 | 2270 |
| | | | | | | 3122 |

MCCC 10 Year Enrollment History

